


# SELF INSPECTION SHEET

**CONFIDENTIAL INFORMATION**

This document and the information contemplated therein have to be considered as Confidential Information pursuant to the provisions of Clause 25 of the MSA, and treated as such.

**APPLICATION REFERENCE**

MOUNTING	DESCRIPTION	STATION	CAR TYPE						WORK INSTRUCTION	SAFETY ? 
			TC1	M4	M1	M2	M3	TC2		
<input type="checkbox"/>	DTR3-PROCE-06	INTERNAL WATERTIGHTNESS	FT1040	1	1	1	1	1	PRA.FT1040.05.V6	NO
<input type="checkbox"/>										
<input type="checkbox"/>										
<input type="checkbox"/>										
<input type="checkbox"/>										
<input type="checkbox"/>										
<input type="checkbox"/>										
<input type="checkbox"/>										

REV	DATE	MODIFICATION CONTENT	RESPONSIBLE	NAME	DATE
0	2017/07/10	ACCORDING TO IND-SAL-PRS-FRM-022_Rev_04 (LAPA)	APPROVER	THABISO KOMAKO	2017/07/30
			CHECKER	TANUSS MARCONDES	2017/07/30
			COMPILER	SELINA MADINGA	2017/07/10
1	2020/05/26	UPDATED EXPOSURE TIME FROM 20 MINUTES TO 40 MINUTES	APPROVER	VIASHEN SOOBARAMONEY	2020/05/26
			CHECKER	JOSHUA NEMANASHE	2020/05/26
			COMPILER	MUIMELELI TSHITHAVHANA	2020/05/26
2	2022/06/22	REMOVED AIR EXTRACTOR AS PER BASELINE 10.3	APPROVER	COLLINS MBHOMBHI	2022/06/22
			CHECKER	ALLONIA NKONWANA	2022/06/22
			COMPILER	VANESSA NTULI	2022/06/22

TUE	CAR	OPERATOR NAME	DATE	SELF INSPECTION NUMBER	PAGES
TS021	M102	Mondli HADEBE	12/04/2024	SI.FT1040.22	01/08

	<h2 style="margin: 0;">SELF INSPECTION INDUSTRIAL QUALITY</h2>	Rev. 02	Project: PRASA	<h1 style="margin: 0;">SI.FT1040.22</h1>
		DATE- 2022/06/22		



Safety Related

Work station:

FT1040

Car: TSJJI-M02


NCR:

## I - Documentation and Instruments

## I.1 - Documentation Control

Document	Type of car						Revision	Observation	OK	NOK	Rework	Signature/Date
	TC1	M1	M2	M3	M4	TC2						
PRA.FT1040.05.V6			✓				05	GOOD	✓			FADEBE 12/04/2024




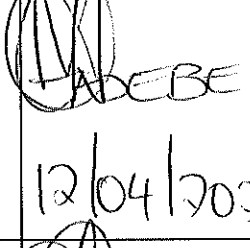


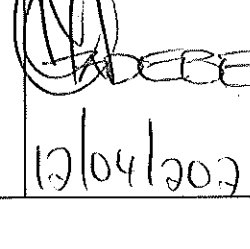
## I.2 - Instruments Control


Monitoring and Measuring Instrument Control - Used for Special Process												
Instruments	Serial number	Calibration or Verification Validation Date	OK			Signature/Date						
PRESSURE GAUGE	NA	NA	✓			DEBE 12/04/2024						


## II - Control Activities of Production

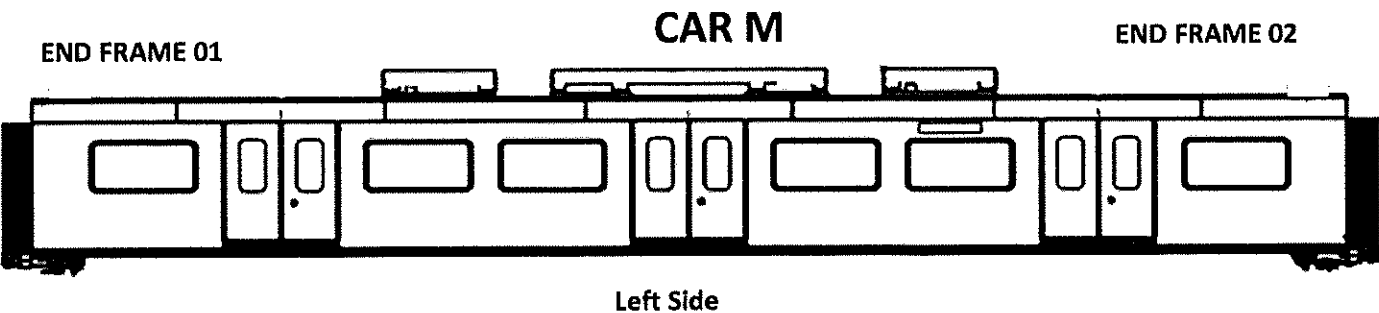
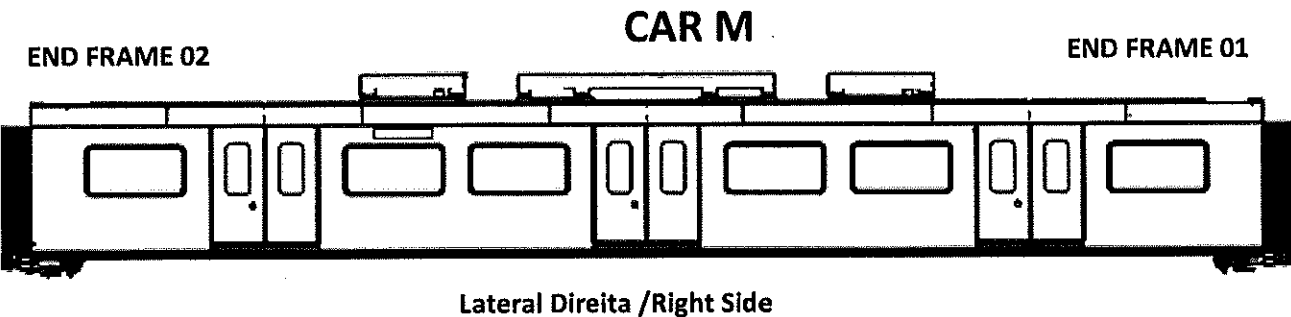
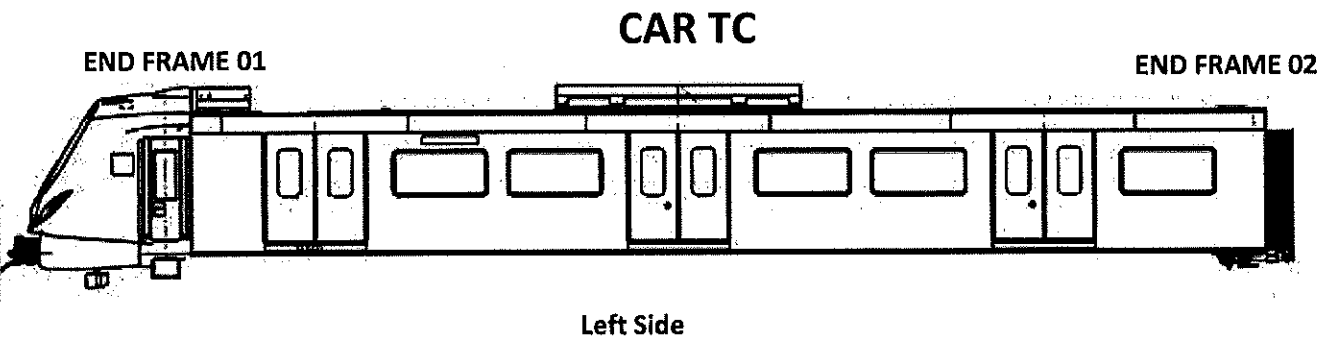
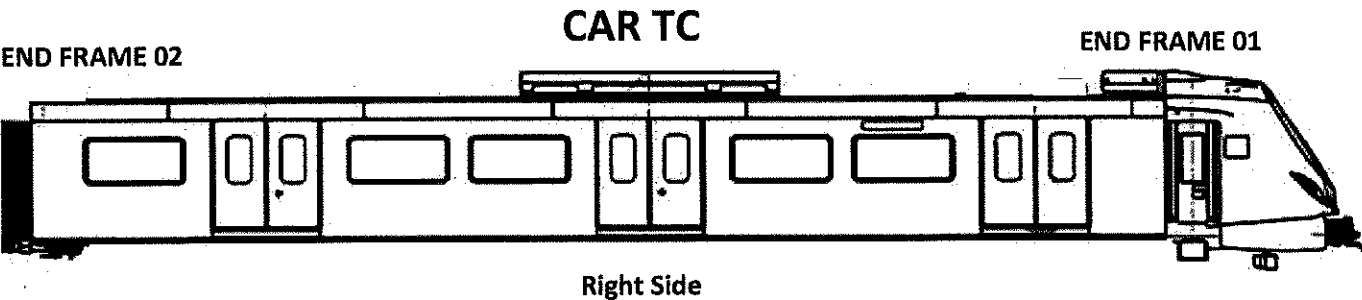
## II.1 - Items to check

Item	Picture/Drawing	Description	Acceptance criteria / Record	OK	NOK	Rework	Signature/Date
01	-	Cleaning the Sector. 5S program up-to-date	The waterproof floor and car floor must be clean. There must be no materials, parts in place that may fall into the tank.	✓			FADEBE 12/04/2024
02	-	<p>Assembly according drawn or complementary documentation approved by ALSTOM engineering</p> <p>Parameters of the record:</p> <p>1. Water pressure: Specified: Minimum 4 + 1 / -0.5 bar. Found: 4 bar</p> <p>2. Exposure time: Specified: 40 minutes Attendance: 20 minutes</p>	There is no water retention in the roof or underframe. In any case, it shall be checked there that exists a clear drainage path on the roof to evacuate the water after the test.	✓			FADEBE 12/04/2024

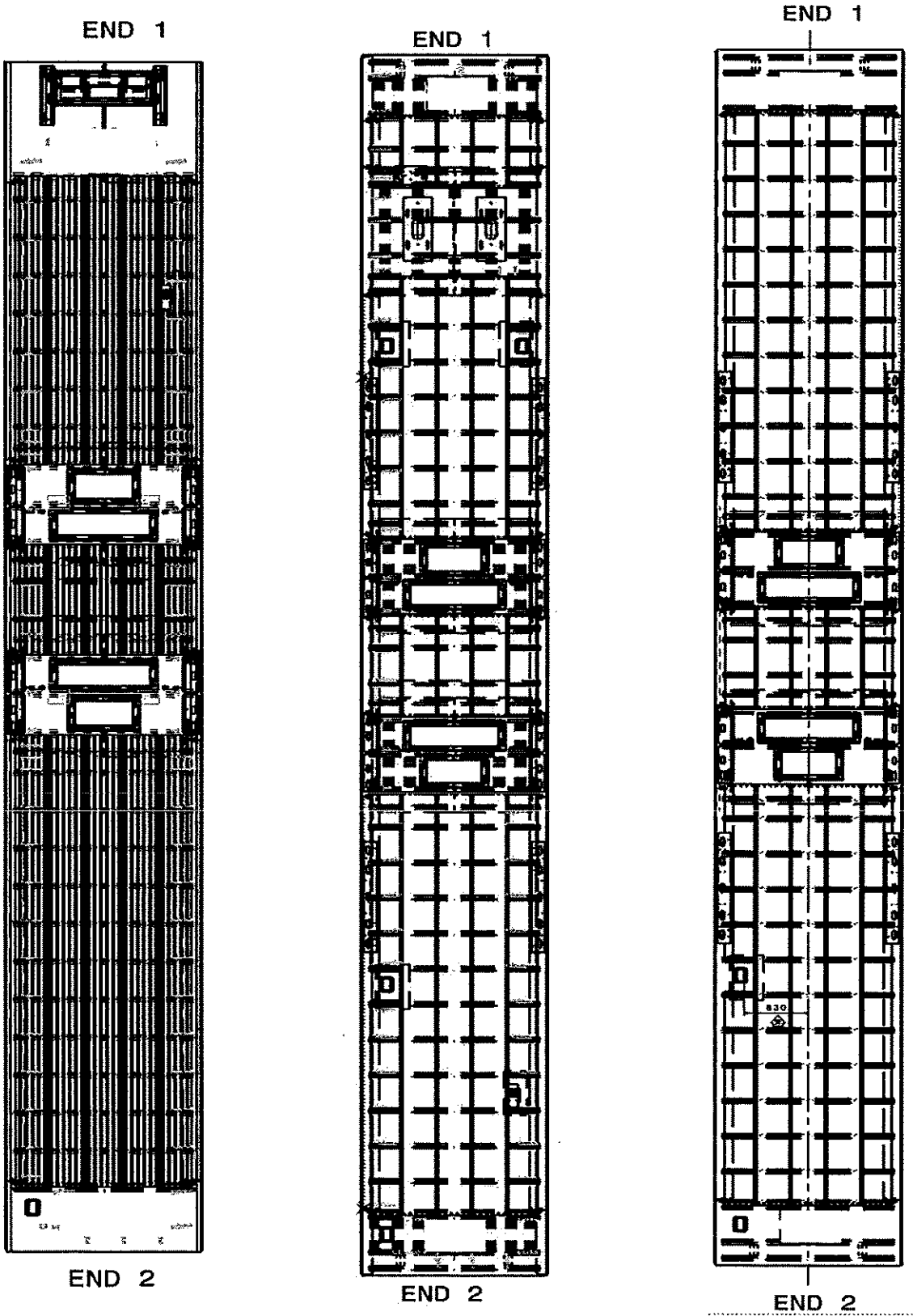
		<b>SELF INSPECTION INDUSTRIAL QUALITY</b>		Rev. 02 DATE- 2022/06/22	Project: PRASA	<b>SI.FT1040.22</b>
03	-	<p>After the test check watertightness of the box</p> <p>The box is leakage free? NOTE: If they are detected leakage points the same must be recorded in the table and indicated its location in figures below (Pg 02; 03). Provide the correction of points and then re-test, according To item 5.2 of the Test Procedure. Not occurring points leakage, annul fields of item 11</p>	<p>There is no water retention in the roof or underframe. In any case, it shall be checked there that exists a clear drainage path on the roof to evacuate the water after the test.</p>	✓		 12/04/2024
04	-	<p>Windows</p>	<p>Não deve haver vazamento entre a estrutura e a janela.</p> <p>There must be no water leakage between the structure and the window</p>	✓		 12/04/2024
05	-	<p>Hvac</p>	<p>There must be no water leakage between the structure, supports, corrugation and drains</p>	✓		 12/04/2024
06	-	<p>Sidewall</p>	<p>There must be no water leakage between the structure, window and doors</p>	✓		 12/04/2024
07	-	<p>Roof</p>	<p>There must be no water leakage between the air extractor, corrugation, antennas and passage of cables</p>	✓		 12/04/2024
08	-	<p>End frames</p>	<p>There must be no water leakage between the end frame and gangway.</p>	✓		 12/04/2024

		<b>SELF INSPECTION INDUSTRIAL QUALITY</b>		Rev. 02 DATE- 2022/06/22	Project: PRASA	<b>SI.FT1040.22</b>		
09	-	Cabin junction	There must be no water leakage between the cabin, sidewall and roof					NA
10	-	Windscreen	There must be no water leakage between the Windscreen and the mask.					NA

		<b>SELF INSPECTION INDUSTRIAL QUALITY</b>		Rev. 02	Project: PRASA	<b>SI.FT1040.22</b>	
				DATE- 2022/06/22			
ITEM	TP Leaks	Description Leaks and correction of action	OK				Signature/Date
11							






<b>TC</b>	<b>M1 and M2</b>	<b>M3 and M4</b>
-----------	------------------	------------------



Item	Description of the Issue	Qty	Signature/Date



	<b>SELF INSPECTION INDUSTRIAL QUALITY</b>	Rev. 02	Project: <b>PRASA</b>	<b>SI.FT1040.22</b>	
		DATE- 2022/06/22			
<b>Self Inspection - Final Result</b>					
Is the car good to advance to the next workstation? (Required the approval of EPU Manager and Quality Control)		DATE	NAME	SIGNATURE	
<b>HOLD POINT</b>		If activities are not complete, the missing activities must not impact the next stage!	12/04/2024	Operations Manager MONDU HADEBE	
		(Every auto inspection performed conforms to specification or in case of divergence the same is approved by the competent party.)	12/04/2024	Alloua Industrial Quality	
		There are activities pendings that impact/stop the activities of the next process Obs: (To describe problems below)		Operations Manager	
		There are non-conformities impact the quality of the product and there is no corrective action defined yet) )		Industrial Quality	
In case of "NO GO", describe blocking problems					
In case of "NO GO", the operations manager must define below action plan to ensure "GO":					
Item	Description	Action	Responsible	Due Date	Status

Operations Manager/ Team Leader

Quality Manager/ Team Leader